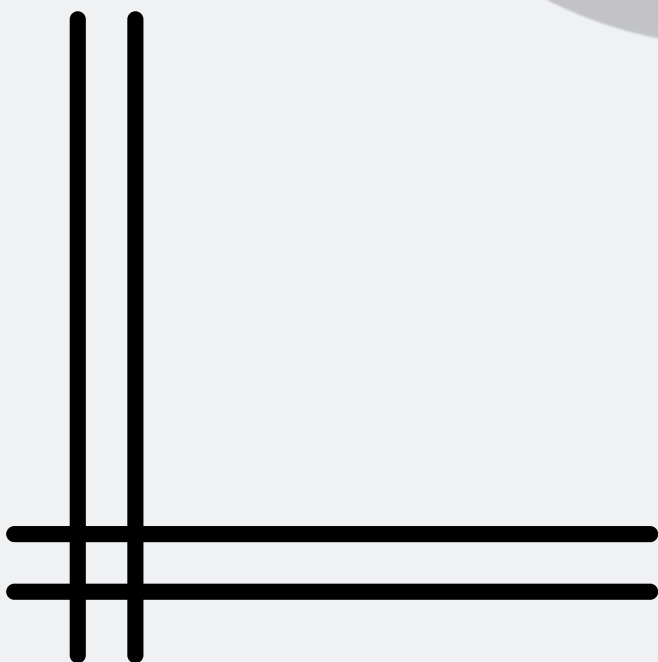
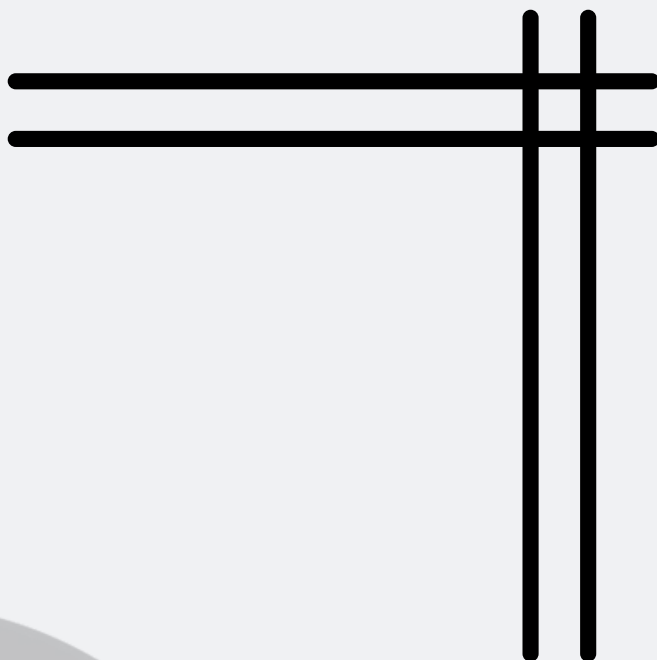


SAT DIAGNOSTIC:

APR18



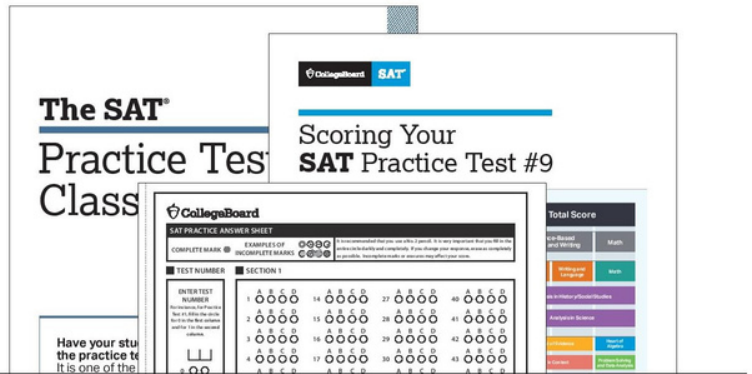
**ANSWER KEY
& SCORING
SCALE**

ANSWER KEY & SCORING SCALE GUIDELINE & DIRECTIONS

How to Calculate Your Practice Test Scores

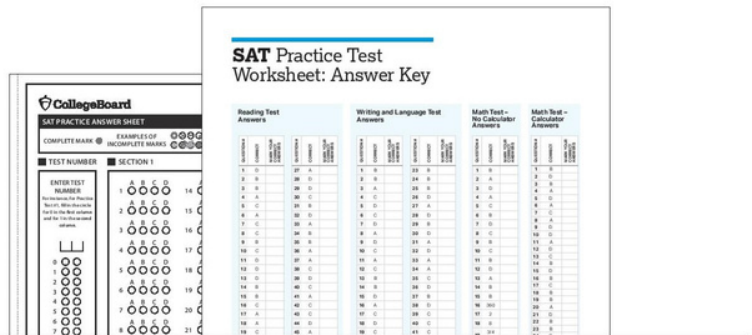
GET SET UP

- 1 You'll need the answer sheet that you bubbled in while taking the practice test. You'll also need the conversion tables and answer key at the end of this guide.



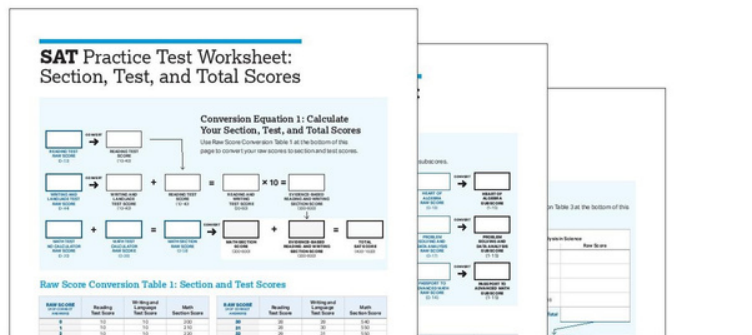
SCORE YOUR PRACTICE TEST

- 2 Using the answer key on page 7, count your total correct answers for each section. Write the number of correct answers for each section in the answer key at the bottom of that section.



CALCULATE YOUR SCORES

- 3 Using your marked-up answer key and the conversion tables, follow the directions on pages 3–6 to get all of your scores.



**LEARN TO SCORE YOUR TEST!
IT WILL MAKE YOU A BETTER TESTER!**

Get Section, Test, and Total Scores

Your total score on the SAT practice test is the sum of your Evidence-Based Reading and Writing Section score and your Math Section score. To get your total score, you will convert what we call the “raw score” for each section—the number of questions you got right in that section—into the “scaled score” for that section, and then calculate the total score.

GET YOUR EVIDENCE-BASED READING AND WRITING SECTION SCORE

Calculate your SAT Evidence-Based Reading and Writing Section score (it’s on a scale of 200–800) by first determining your Reading Test score and your Writing and Language Test score. Here’s how:

- 1 Using the answer key on page 7, count the number of correct answers you got on Section 1 (the Reading Test). The number of correct answers is your raw score.
- 2 Go to Raw Score Conversion Table 1: Section and Test Scores on page 8. Find your raw score in the “Raw Score” column, and match it to the number in the “Reading Test Score” column.
- 3 Do the same with Section 2 to determine your Writing and Language Test score.
- 4 Add your Reading Test score to your Writing and Language Test score.
- 5 Multiply that number by 10. This is your Evidence-Based Reading and Writing Section score.

EXAMPLE: Jennifer answered 29 of the 52 questions correctly on the SAT Reading Test and 20 of the 44 questions correctly on the SAT Writing and Language Test. Using the table on page 8 she calculates that she received an SAT Reading Test score of 27 and an SAT Writing and Language Test score of 23. She adds 27 to 23 (gets 50) and then multiplies by 10 to determine her SAT Evidence-Based Reading and Writing Section score is 500.

GET YOUR MATH SECTION SCORE

Calculate your SAT Math Section score (it’s on a scale of 200–800).

- 1 Using the answer key on page 7, count the number of correct answers you got on Section 3 (Math Test – No Calculator) and Section 4 (Math Test – Calculator).
- 2 To determine your Math raw score, add the number of correct answers you got on Math Test – No Calculator and Math Test – Calculator.
- 3 Use Raw Score Conversion Table 1 to turn your raw score into your Math Section score.

GET YOUR TOTAL SCORE

Add your Evidence-Based Reading and Writing Section score to your Math Section score. The result is your total score on the SAT Practice Test, on a scale of 400–1600.

| | | | |
|---------------|------------------------------------|-----------------------------------|------|
| Total Score | Total Score | | |
| | Evidence-Based Reading and Writing | | Math |
| Section Score | Evidence-Based Reading and Writing | | Math |
| | Reading | Writing and Language | Math |
| Test Score | Analysis in History/Social Studies | | |
| | Analysis in Science | | |
| | Command of Evidence | Heart of Algebra | |
| | Words in Context | Problem Solving and Data Analysis | |
| | Expression of Ideas | Passport to Advanced Math | |
| | Standard English Conventions | | |

Your total score on the SAT practice test is the sum of your Evidence-Based Reading and Writing Section score and your Math Section score.



Use worksheet pages 7 and 8 to calculate your section, test, and total scores.

Answer Key – Determine Raw Scores

Reading Test Answers

| Question # | Correct Answer |
|------------|----------------|
| 1 | B |
| 2 | C |
| 3 | A |
| 4 | B |
| 5 | B |
| 6 | C |
| 7 | A |
| 8 | D |
| 9 | D |
| 10 | C |
| 11 | C |
| 12 | D |
| 13 | C |

| Question # | Correct Answer |
|------------|----------------|
| 14 | A |
| 15 | C |
| 16 | B |
| 17 | A |
| 18 | B |
| 19 | C |
| 20 | D |
| 21 | B |
| 22 | C |
| 23 | C |
| 24 | C |
| 25 | A |
| 26 | D |

| Question # | Correct Answer |
|------------|----------------|
| 27 | C |
| 28 | A |
| 29 | A |
| 30 | D |
| 31 | B |
| 32 | A |
| 33 | B |
| 34 | D |
| 35 | B |
| 36 | D |
| 37 | D |
| 38 | B |
| 39 | A |

| Question # | Correct Answer |
|------------|----------------|
| 40 | B |
| 41 | D |
| 42 | B |
| 43 | C |
| 44 | D |
| 45 | B |
| 46 | B |
| 47 | C |
| 48 | A |
| 49 | C |
| 50 | D |
| 51 | D |
| 52 | A |

Reading Test Raw Score
(Number of Correct Answers)

Writing and Language Test Answers

| Question # | Correct Answer |
|------------|----------------|
| 1 | B |
| 2 | C |
| 3 | A |
| 4 | D |
| 5 | C |
| 6 | D |
| 7 | C |
| 8 | C |
| 9 | D |
| 10 | A |
| 11 | D |

| Question # | Correct Answer |
|------------|----------------|
| 12 | B |
| 13 | A |
| 14 | D |
| 15 | D |
| 16 | C |
| 17 | C |
| 18 | A |
| 19 | C |
| 20 | D |
| 21 | B |
| 22 | B |

| Question # | Correct Answer |
|------------|----------------|
| 23 | D |
| 24 | B |
| 25 | D |
| 26 | B |
| 27 | B |
| 28 | D |
| 29 | A |
| 30 | A |
| 31 | C |
| 32 | B |
| 33 | C |

| Question # | Correct Answer |
|------------|----------------|
| 34 | A |
| 35 | B |
| 36 | A |
| 37 | B |
| 38 | C |
| 39 | D |
| 40 | B |
| 41 | C |
| 42 | C |
| 43 | D |
| 44 | A |

Writing and Language Test Raw Score
(Number of Correct Answers)

“U” indicates a question that did not perform as expected and has been removed from scoring.

Answer Key – Determine Raw Scores (continued)

Math Test – No Calculator Answers

| Question # | Correct Answer | Question # | Correct Answer | Question # | Correct Answer | Question # | Correct Answer |
|------------|----------------|------------|----------------|------------|----------------|------------|----------------|
| 1 | C | 5 | C | 9 | C | 13 | A |
| 2 | B | 6 | A | 10 | B | 14 | D |
| 3 | A | 7 | C | 11 | D | 15 | D |
| 4 | C | 8 | D | 12 | C | | |

| Question # | Correct Answer |
|------------|----------------|
| 16 | 6 |
| 17 | 2,3 |
| 18 | 28 |
| 19 | 3.25,13/4 |
| 20 | 108 |

**Math Test – No Calculator
Raw Score**
(Number of Correct Answers)

Math Test – Calculator Answers

| Question # | Correct Answer | Question # | Correct Answer | Question # | Correct Answer | Question # | Correct Answer |
|------------|----------------|------------|----------------|------------|----------------|------------|----------------|
| 1 | B | 9 | C | 17 | A | 25 | D |
| 2 | D | 10 | C | 18 | B | 26 | B |
| 3 | C | 11 | B | 19 | D | 27 | B |
| 4 | A | 12 | C | 20 | D | 28 | A |
| 5 | C | 13 | A | 21 | C | 29 | D |
| 6 | D | 14 | C | 22 | B | 30 | B |
| 7 | D | 15 | B | 23 | B | | |
| 8 | C | 16 | B | 24 | B | | |

| Question # | Correct Answer |
|------------|----------------|
| 31 | 1,3,4,12 |
| 32 | 4,5,6 |
| 33 | 15 |
| 34 | 2.5,5/2 |
| 35 | 90 |
| 36 | 138,137 |
| 37 | 36 |
| 38 | 135 |

**Math Test – Calculator
Raw Score**
(Number of Correct Answers)

“U” indicates a question that did not perform as expected and has been removed from scoring.

CONVERSION TABLES

Raw Score Conversion – Section and Test Scores

Section and Test Scores

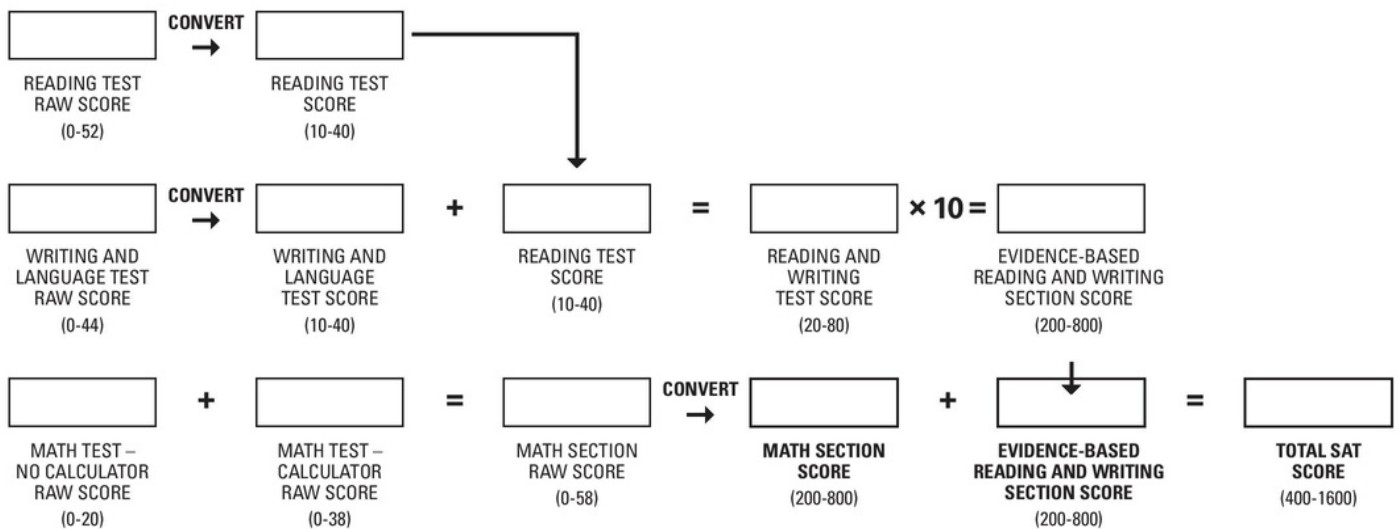
RAW SCORE CONVERSION TABLE 1

| Raw Score (# of correct answers) | Math Section Score | Reading Test Score | Writing and Language Test Score |
|-------------------------------------|--------------------|--------------------|---------------------------------|
| 0 | 200 | 10 | 10 |
| 1 | 210 | 10 | 10 |
| 2 | 220 | 10 | 10 |
| 3 | 230 | 11 | 11 |
| 4 | 240 | 12 | 12 |
| 5 | 260 | 13 | 13 |
| 6 | 270 | 14 | 14 |
| 7 | 290 | 15 | 15 |
| 8 | 300 | 15 | 16 |
| 9 | 320 | 16 | 16 |
| 10 | 330 | 17 | 17 |
| 11 | 340 | 18 | 17 |
| 12 | 350 | 18 | 18 |
| 13 | 360 | 19 | 19 |
| 14 | 380 | 20 | 20 |
| 15 | 390 | 20 | 20 |
| 16 | 400 | 21 | 21 |
| 17 | 410 | 21 | 21 |
| 18 | 430 | 22 | 22 |
| 19 | 440 | 23 | 23 |
| 20 | 450 | 23 | 23 |
| 21 | 460 | 24 | 24 |
| 22 | 470 | 24 | 25 |
| 23 | 480 | 25 | 25 |
| 24 | 490 | 25 | 26 |
| 25 | 500 | 26 | 27 |
| 26 | 510 | 26 | 27 |
| 27 | 510 | 27 | 28 |
| 28 | 520 | 27 | 28 |
| 29 | 530 | 28 | 29 |

| Raw Score (# of correct answers) | Math Section Score | Reading Test Score | Writing and Language Test Score |
|-------------------------------------|--------------------|--------------------|---------------------------------|
| 30 | 530 | 28 | 30 |
| 31 | 540 | 29 | 30 |
| 32 | 550 | 29 | 31 |
| 33 | 560 | 30 | 32 |
| 34 | 570 | 30 | 32 |
| 35 | 580 | 31 | 33 |
| 36 | 590 | 31 | 33 |
| 37 | 590 | 32 | 34 |
| 38 | 600 | 32 | 34 |
| 39 | 610 | 32 | 35 |
| 40 | 620 | 33 | 36 |
| 41 | 630 | 33 | 37 |
| 42 | 640 | 34 | 38 |
| 43 | 650 | 34 | 39 |
| 44 | 660 | 35 | 40 |
| 45 | 670 | 36 | |
| 46 | 680 | 36 | |
| 47 | 690 | 37 | |
| 48 | 700 | 38 | |
| 49 | 710 | 38 | |
| 50 | 730 | 39 | |
| 51 | 740 | 39 | |
| 52 | 750 | 40 | |
| 53 | 770 | | |
| 54 | 780 | | |
| 55 | 790 | | |
| 56 | 790 | | |
| 57 | 800 | | |
| 58 | 800 | | |

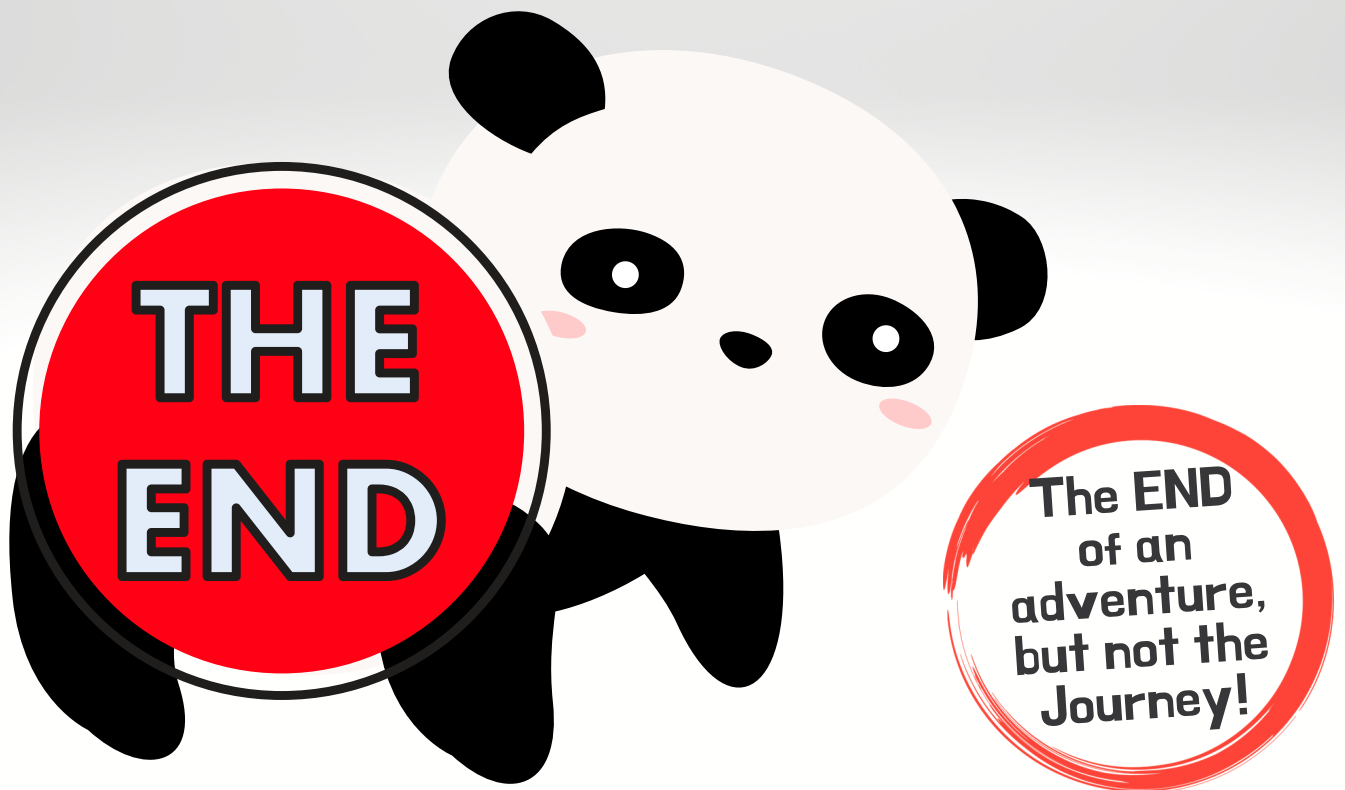
Section and Test Scores

CONVERSION EQUATION 1



SAT Diagnostic

APR18: ANSWER KEY
& SCORING SCALE:



**Don't forget to review your answers &
calculate your section scores!**